



FABLED

make it real

それを現実にする

2026

馬達 - モータ



40R

MOTOR

Compact rear hub motor for eBike system



MTB



ROAD



TOUR


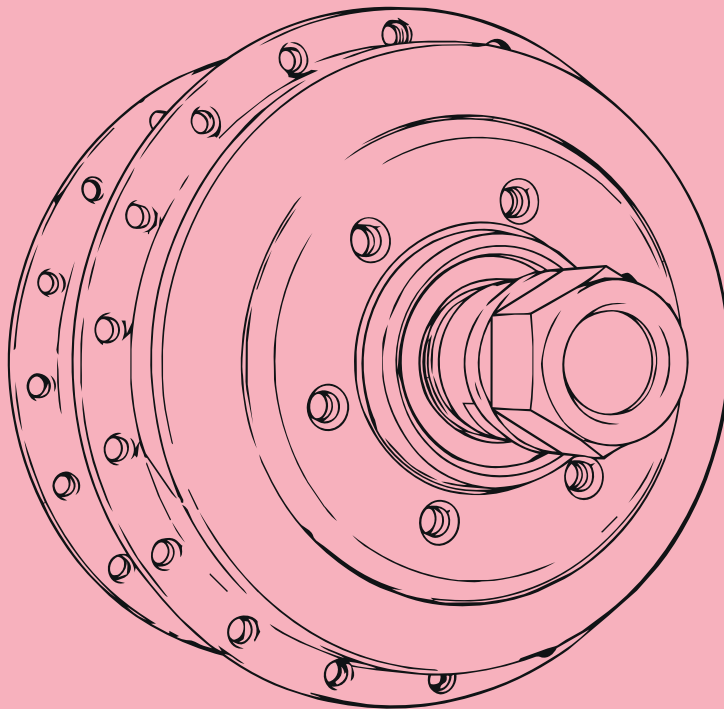


CITY



CARGO

Nidec
-All for dreams



Lightweight, compact and reliable

POWER DC 36V



GEAR
(REDUCTION RATE)
16.8

SPEED
25 km/h
20 miles/h

SENSOR: TEMPERATURE, SPEED, TORQUE

SIZE: 102 x 80 x 136 MM



± **1.8KG**

TORQUE

45 Nm @ 230RPM

Torque weight ratio 40 g / N.m

CABLE:
RIGHT / 250MM, 9PIN

WHEEL SIZE:
20"-28"

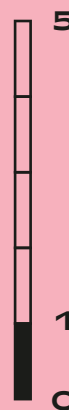

IP65 / ROHS / REACH



FABLED

馬達 - モータ

✦ 4OR



馬達 - モータ



55R

FRONT HUB MOTOR

Intelligent heart of eBike system



MTB



ROAD



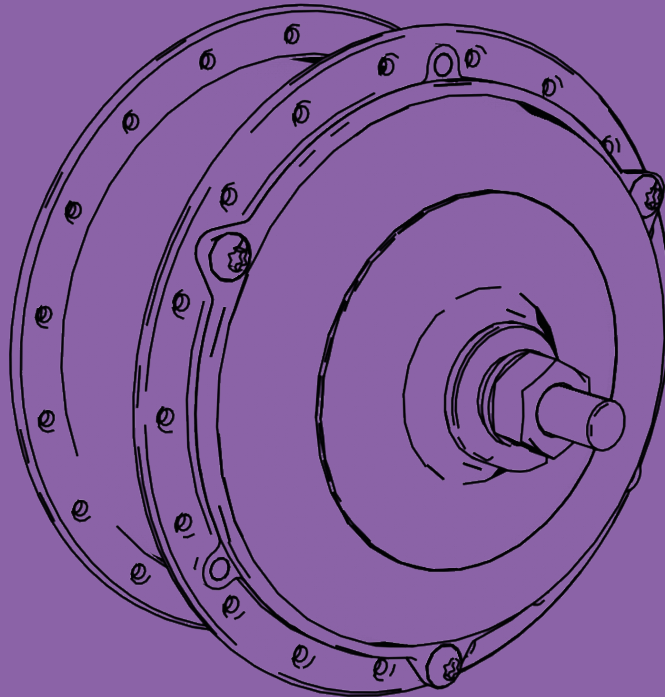
TOUR





CITY



CARGO




Durable and price Competitive

ACHIEVES WEIGHT REDUCTION WITH A SIMPLE CONFIGURATION		GEAR (REDUCTION RATE) 20.235
INCREASED MILEAGE DUE TO REGENERATION FUNCTION		SIZE: $\varnothing 138.3 \times 105$ MM X X X X X X
\pm 2.1KG	TORQUE PEAK 38 Nm	 FABLED
TEMPERATURE, SPEED SENSOR QUICK RESPONSE AND STABILITY	POWER 250W. 36V 	

馬達 - モータ



55R





馬達-モータ

L13S5DPCOTH

REAR HUB MOTOR

Design in Japan, Mass production in Vietnam



MTB



ROAD



TOUR




CITY



CARGO



津川製作所
Tsugawa S.W. Co., Ltd.



High efficiency , high heat dissipation, high starting torque



POWER 36V / 48V . 0.25 / 0.35 KW



3KG

IPM

Efficiency
85%

SIZE: \varnothing 133×65.5 MM


TORQUE **60 Nm**





高速-モータ

L13S5DPC0TH



馬達 - モータ



56R

FRONT HUB MOTOR

Intelligent heart of eBike system



MTB



ROAD



TOUR

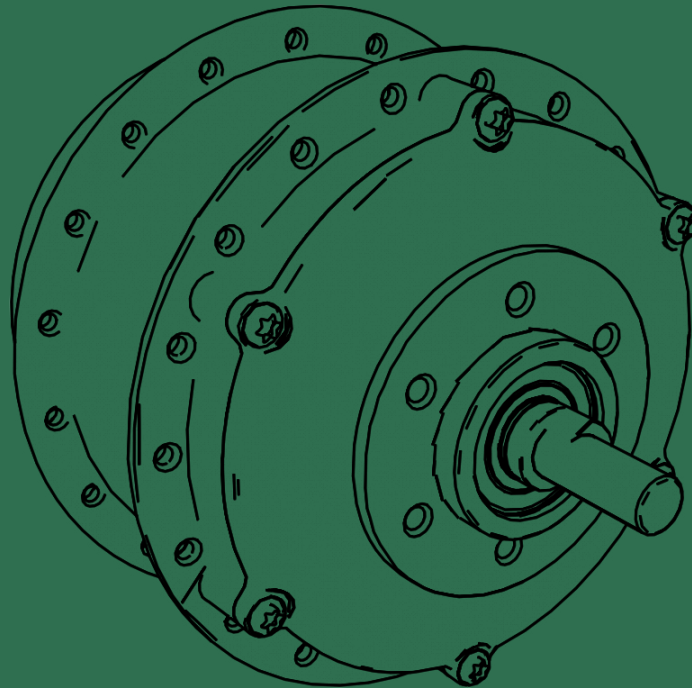


CITY



CARGO

Nidec
-All for dreams



Durable and price Competitive

ACHIEVES WEIGHT REDUCTION WITH A SIMPLE CONFIGURATION

GEAR
(REDUCTION RATE)
22.4

EQUIPPED WITH A ONE-WAY CLUTCH

SIZE: $\varnothing 120.5 \times 100$ MM

XXX
XXX

\pm **2KG**

TORQUE **PEAK 70 Nm**



FABLED



TEMPERATURE, SPEED SENSOR
QUICK RESPONSE AND STABILITY

POWER 260W.48V



馬達 - モータ

✦ 56R



REAR HUB MOTOR



馬達 - モーター

1KW MOTOR

Intelligent heart of eBike system



MTB



ROAD



TOUR

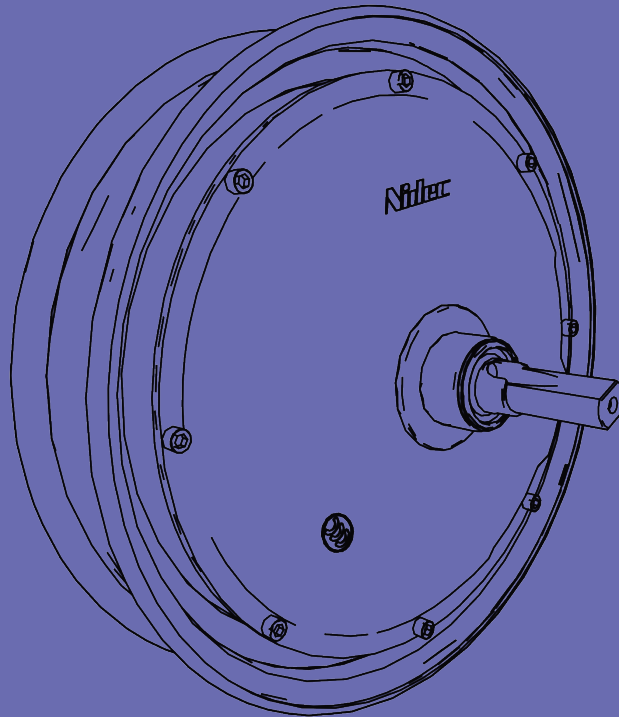


CITY




CARGO

Nidec
All for dreams



Durable and price Competitive



ACHIEVES WEIGHT REDUCTION WITH A SIMPLE CONFIGURATION

MOTOR EFFICIENCY
85%

EQUIPPED WITH A ONE-WAY CLUTCH

SIZE: \varnothing 273*235 MM

XXX
XXX

\pm **7KG**

TORQUE **PEAK 65 Nm**

TEMPERATURE SENSOR
QUICK RESPONSE AND STABILITY

POWER 1,650W.48V




FABLED




馬達-馬一夕

1KW MOTOR





EEL-MINI



BATTERY PACK



High Safety Panasonic cells & intelligent BMS

10S4P Battery Pack with EEL Mini Enclosure.
Max. Continuous 20A Discharge Current (5~55degC)
Max. 5A Charging Current (0~45degC)

Power button with smart LED indicator (Auto Power Saving Mode)
OTP, UVP, OVP, OCCP, ODCP & Short Circuit Protection
CANBus Open or CANBus Protocol / MSDS



PANASONIC NCR18650GA CELL **3.6V 3.45Ah, 12.42Wh**


BATTERY PACK RATING - **36V 13.8Ah Typ. 496.8Wh**

MAX. PEACK 30A DISCHARGE CURRENT (5SEC, 10~40DEGC)





EEL-PRO



BATTERY PACK




High Safety Panasonic cells & intelligent BMS

10S5P Battery Pack with EEL Pro Enclosure.
Max. Continuous 30A Discharge Current (5-55degC)
Max. 5A Charging Current (0-45degC)

Power button with smart LED indicator (Auto Power Saving Mode)
OTP, UVP, OVP, OCCP, ODCP & Short Circuit Protection
CANBus Open or CANBus Protocol / ISO13849 / UN38.3 / MSDS / IEC62133 / CE



PANASONIC NCR18650GA CELL **3.6V 3.45Ah, 12.42Wh**




BATTERY PACK RATING - **36V 17.25Ah Typ. 621Wh**

MAX. PEACK 40A DISCHARGE CURRENT (5SEC, 10-40DEGC)



AR3000



BATTERY PACK



OTP, UVP, OVR, OCCP, ODCP & Short Circuit Protection
CANBus Open Protocol / UN38.3 / MSDS

**High Safety Panasonic
cells & intelligent BMS**

Max. Continuous 35A Discharge Current (5~55degC)

Max. 10A Charging Current (0~45degC)

Power button with smart LED indicator (Auto Power Saving Mode)



13S6P Battery Pack with Custom ID



PANASONIC NCR18650GA CELL 3.6V 3.45Ah, 12.42Wh

BATTERY PACK RATING - 46.8V 20.7Ah Typ. 968.76Wh

MAX. PEACK 50A DISCHARGE CURRENT (τ10SEC, 10~40DEGC)





SB0122



BATTERY PACK



OTP, UVP, OVR, OCCP, ODCP & Short Circuit Protection
CANBus Open or CANBus Protocol / UN38.3 / MSDS

**High Safety Panasonic
cells & intelligent BMS**

Discharged Current: 3,000mA to 30.0 V end
Max. Charging Current: 54.6V @ 0°C~45°C
Power Switch button with LED Display Function



13S5P Battery Pack with SB0122 Enclosure



PANASONIC NCR18650GA CELL 3.6V 3.45Ah, 12.42Wh

CHARGE VOLTAGE - 54.6V, CUT OFF < 323MA

CHARGE CURRENT: 3,000mA (Standard)



显示器 - ヒューマンマシンインタフェース



EH-02

DISPLAY

A small, light-weight ebike HMI Diagnostic Tool



Standard protocol and interface, compatible with most e-bike motor, controller and battery. Easy-to-use with physical buttons and a clear LCD screen for data display and status indication. Flexible installation for different handlebar diameter. An USB port for cyclist to charge other electronic devices Support wireless connection to smartphone and dedicated mobile app.

TRIP DISTANCE: current trip distance, will be reset to zero when the bike is powered off

REMAINING DISTANCE: an estimated distance can be rode with the current battery capacity.

The function will be disable if the battery doesn't support this function

POWER MODE, MAXIMUM ASSIST LEVEL DEPENDS ON MOTOR SUPPORT. INDICATES THE HEADLIGHT IS ON

LED BACK LIGHT



**BATTERY STATUS: THE BATTERY STATE OF CHARGE
VALUE OF DISTANCE, UNIT IS KILOMETER OR MILE**



BLUETOOTH IS CONNECTED

**WALK MODE
ENABLED**

ODOMETER: TOTAL DISTANCE A BIKE HAS BEEN RIDDEN



FABLED

显示器 - ヒューマンマシンインタフェース



EH-04

DISPLAY

Full color smart HMI



ebike running data - Current speed display (KM/mile) - Odograph display (KM/mile) - Riding distance display (KM/mile) - Remaining distance display (KM/mile) - Battery capacity display (4 level) - Lighting control and display - Assist level control and display (0-9 level) - Walking mode control and display - Power level display

2.2" TRANSFLECTIVE COLOR DISPLAY



XPLOVA EBIKE
**ASSISTANT
APP**

EBIKE ASSISTANT - DASHBOARD - POI & NAVIGATION - FITNESS TARGET - ACTIVITY DATA - DIAGNOSTIC TOOL - ACTIVE MESSAGE FROM MOBILE - PHONE TURN BY TURN NAVIGATION - INCOMING CALL NOTIFICATION



BLE CONNECTION

CAN/CANopen interface



FABLED

充電器



SMART GAN CHARGER

GAN CHARGER

48V .164W




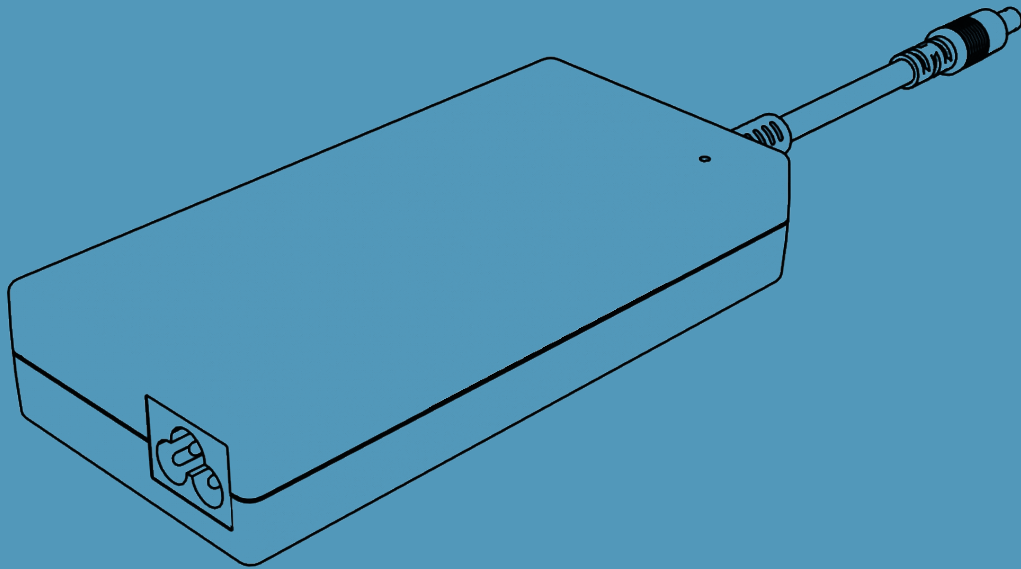
MTS

ROAD

TOUR

CITY

CARGO



Compact size with GaN device inside - Digital Control for different charging curve - Universal range AC input - Comply with CB, CE, FCC safety regulation - Connector types to battery end can be optional or customized by request - The optional digital communication function per customer request

AC INPUT: 100VAC ~ 240VAC (50/60Hz) - DC OUTPUT: 54.6V/3A



380G

OPERATING TEMPERATURE
0 ~ 40 c

SAFETY: EN 60335-1/-2-29



FABLED



PROTECTION:
OVP, UVP, OCP, SCP, OUTPUT REVERSED CONNECTION

SIZE 148x72x30 mm

充電器



SMART GAN CHARGER



ワイヤレス充電器



WIRELESS CHARGER


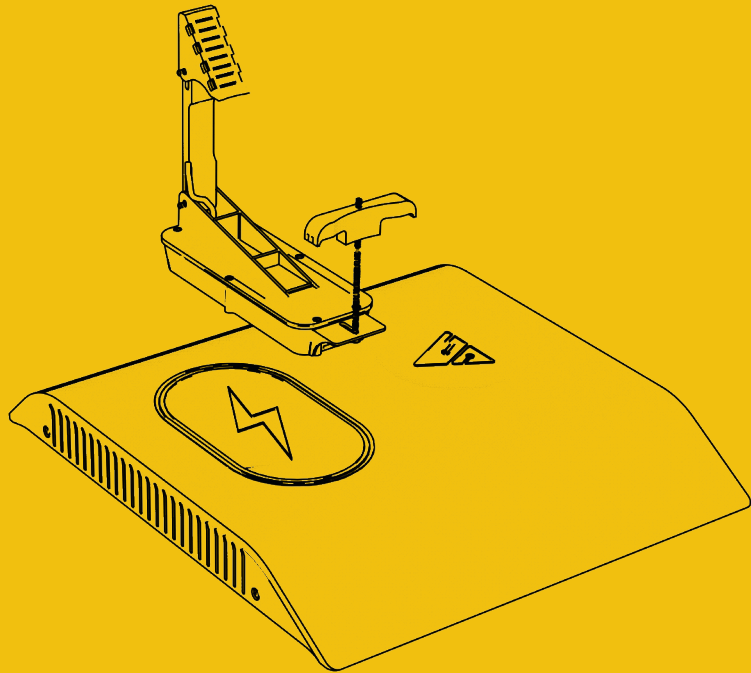
WIRELESS CHARGER

eMicroMobility MR Wireless Charging



Greatly reduce the operating and maintenance cost of charging for the commercial Bike Share and Fleet Operators. Unparalleled safety and durability.

Compared to wired charging for outdoor conditions. Offers a compelling « Park and Charge » user experience without the need for a precise alignment. T32 Power Transmitting Unit (PTU) with interoperable R32X series Power Receiving Units (PRU) for eBike/eS-cooter Wireless Charging



R321

36V BATTERY
VCHARGE 42V AT 150W

R322

48V BATTERY
VCHARGE 54.6V AT 150W

R323

52V BATTERY
VCHARGE 58.9V AT 150W

GAN
TECHNOLOGY

PLACEMENT TOLERANCE X AND Y

(maximum admissible offset between the centers of PTU and PRU coils in the fore and aft direction (x axis, y axis)

< 4



CHARGING DISTANCE

(recommended coil-to-coil distance of 15cm between the PTU coil and PRU coil)

Z < 15cm

T32 SUPPORTS WIRELESS POWER DELIVERED TO THE R32X SIDE FOR BATTERY CHARGING AT 150W





CHARGER



MTB



ROAD



TOUR

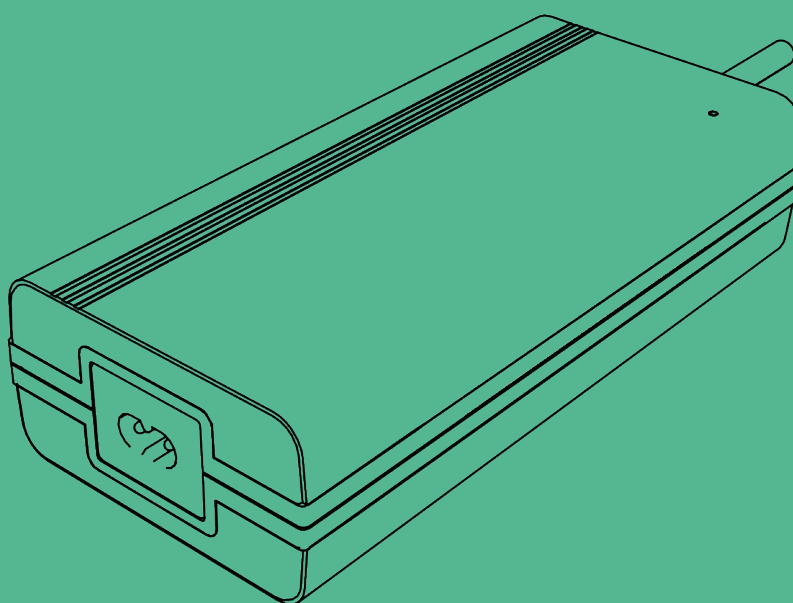



CITY



CARGO

Digital Control for different charging curve – Universal range AC input – Comply with CB, CE, FCC safety regulation – Connector types to battery end can be optional or customized by request – The optional digital communication function per customer request



充電器

LUMIA F

36V . 168W

AC INPUT: 100VAC ~ 240VAC
(50/60Hz) - DC OUTPUT: 42V/4A

700G

充電器

LUMIA F+

36V . 252W

AC INPUT: 100VAC ~ 240VAC
(50/60Hz) - DC OUTPUT: 42V/6A

800G


SIZE: 180*85*46 mm

XXX
XXX

OPERATING TEMPERATURE : 0 ~ 40c

SAFETY: EN 60335-1/-2-29

PROTECTION : OVP, UVP, OCP, SCP, OTP,
Output reversed connection



充電器

VITESSE F

48V . 164W

AC INPUT: 100VAC ~ 240VAC (50/60Hz) - DC OUTPUT: 54.6V/3A



SIZE: 180*85*46 mm

XXX
XXX

700G

SAFETY: EN 60335-1/-2-29

OPERATING TEMPERATURE : 0 ~ 40c

PROTECTION : OVP, UVP, OCP, SCP, OTP,
Output reversed connection

充電器

VITESSE F2

48V . 109W

AC INPUT: 100VAC ~ 240VAC (50/60Hz) - DC OUTPUT: 54.6V/2A



SIZE: 153x77x41,5 mm

XXX
XXX

510G

SAFETY: EN 60335-1/-2-29

OPERATING TEMPERATURE : 0 ~ 40c

PROTECTION : OVP, UVP, OCP, SCP, OTP,
Output reversed connection

充電器

VITESSE F+

48V . 273W

AC INPUT: 100VAC ~ 240VAC (50/60Hz) - DC OUTPUT: 54.6V/5A



SIZE: 180*85*46 mm

XXX
XXX

800G

SAFETY: EN 60335-1/-2-29

OPERATING TEMPERATURE : 0 ~ 40c

PROTECTION : OVP, UVP, OCP, SCP, OTP,
Output reversed connection



控制器 - コントローラ

GAN CONTROLLER

EVIONICS POWER

Intelligent. Configurable. Reliable. Powerful.



MTB



ROAD



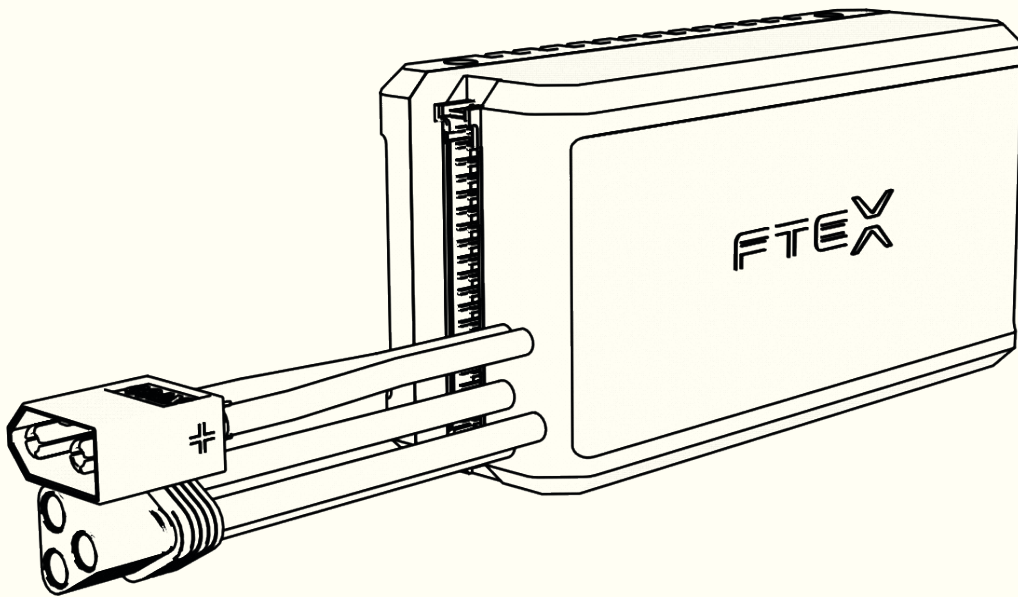
TOUR



CITY



CARGO



The most compact and adaptable electric motor controllers in the marketplace today. Feel the difference!

MOTORS SUPPORTED:
PMAC AND BLDC

MINIMUM MOTOR PHASE TO PHASE INDUCTANCE:
20-50 μ H (DEPENDING ON SWITCHING FREQUENCY)

VOLTAGE RANGE (DC): 32V TO 72V - PEAK A (DC) CURRENT: 40A - PEAK A (AC) CURRENT: 55A

DRIVE TRAIN SUPPORTED:
HUB MOTOR AND MID DRIVE MOTOR

SUPPORTER MOTORS POWER:
250W UP TO 750W MOTORS

PWM FREQUENCY:
10KHZ TO 500KHZ



MOTOR CONTROL SCHEME: SINUSOIDAL FIELD ORIENTED (FOC)

MAXIMUM CONTROLLER
OUTPUT FREQUENCY: 750HZ

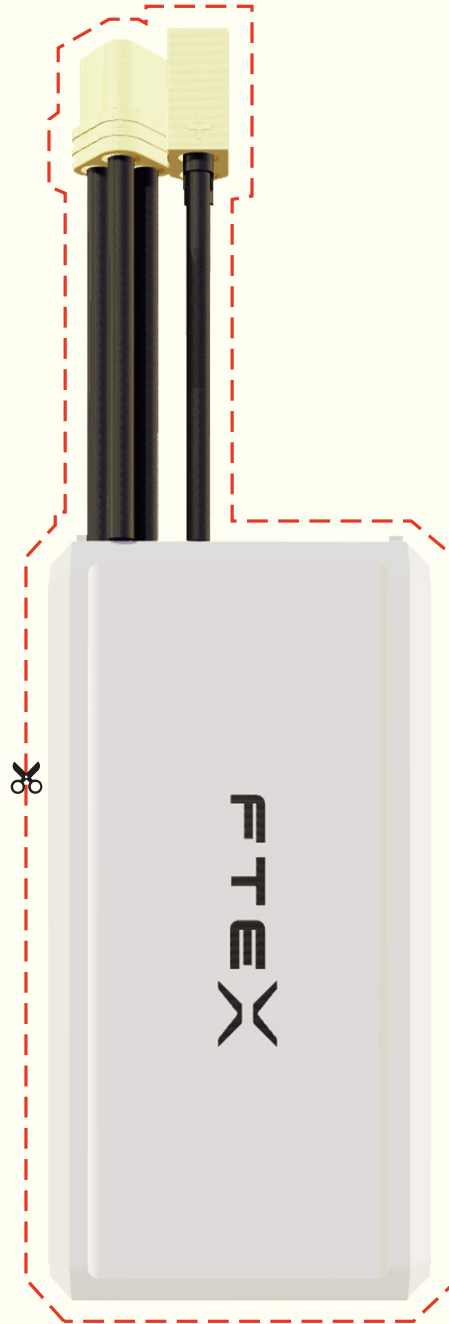
PERMANENT MAGNET MOTOR TYPE:
IPM AND SPM





控制器-コントローラ

EVIONICS POWER





AUTORQ

Accurate. Precise. Robust.



MTB



ROAD



TOUR




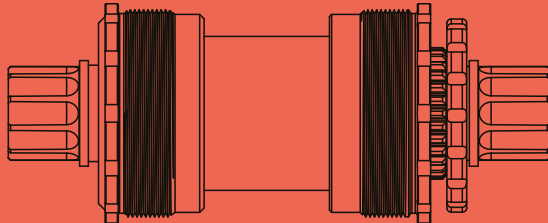
CITY



CARGO

扭矩传感器

CMTS2SD



Cutting-edge T47 standard with ISIS drive spline that will not wear out and opens up the opportunity to select from a premium crank to match high-end bike specifications.


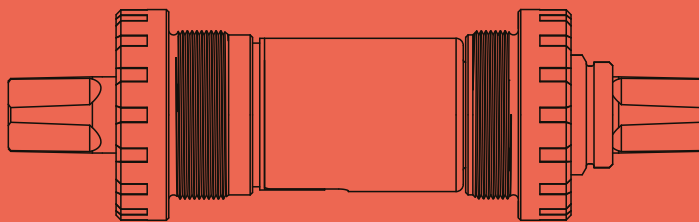
BB WIDTH: 68MM	TORQUE MEASUREMENT RANGE: 0.5NM - 80NM	SIGNAL SPEED: 36 PPR
BB INTERFACE: T47	SPINDLE LENGTH: 123MM	INTERFACE: ISIS DRIVE
OUTPUT VOLTAGE: 0.74V - 3.3V	CERTIFICATION: ISO13849-1:2015 / EN15194: 2017	



FABLED

扭矩传感器

BBTS1SD



Lightweight and economical, provides a step-up in ride feel above cadence sensor electric bikes. Low cost yet effective way to differentiate your brand than settling for a cadence sensor.

SPINDLE LENGTHS: 110.5MM, 122.5MM, 131MM, 140MM, 147MM	SIGNAL SPEED: 32 PPR
BB WIDTHS: 68MM, 73MM, 83MM, 100MM	TORQUE MEASUREMENT RANGE: 1NM - 60NM
BB INTERFACE: BSA CARTRIDGE STYLE	INTERFACE: JIS COMMUTE

OUTPUT VOLTAGE: 1.9V - 2.5V	CERTIFICATION: ISO13849-1:2015 / EN15194: 2017
------------------------------------	---



FABLED



AUTORQ

Accurate. Precise. Robust.



MTB



ROAD



TOUR




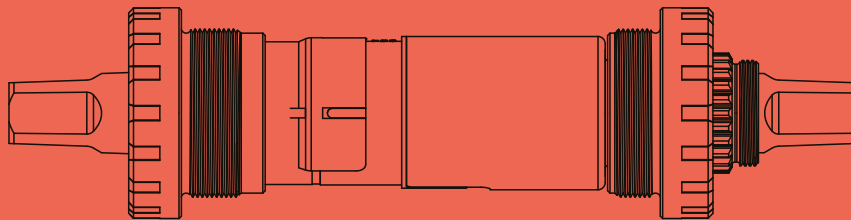
CITY



CARGO

扭矩传感器

BBT53SD



Choose either the sport or city version of this rigorously tried and tested bottom bracket. A reliable workhorse designed to the specifications of the common JIS interface.

One of the best value dual-sided torque sensors out there, it's guaranteed to perform.

SPINDLE LENGTHS: 145MM, 158.5MM, 177MM, 197MM		INTERFACE: JIS SPORT / JIS COMMUTE	
BB INTERFACE: BSA EXTERNAL BEARING		TORQUE MEASUREMENT RANGE: 0.5NM - 80NM	
BB WIDTHS: 68MM-73MM, 84MM-86MM, 100MM, 120MM		SIGNAL SPEED: 36 PPR	
OUTPUT VOLTAGE: 0.74V - 3.3V	CERTIFICATION: ISO13849-1:2015 / EN15194: 2017		



FABLED



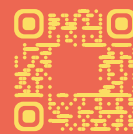
CMTS2SD



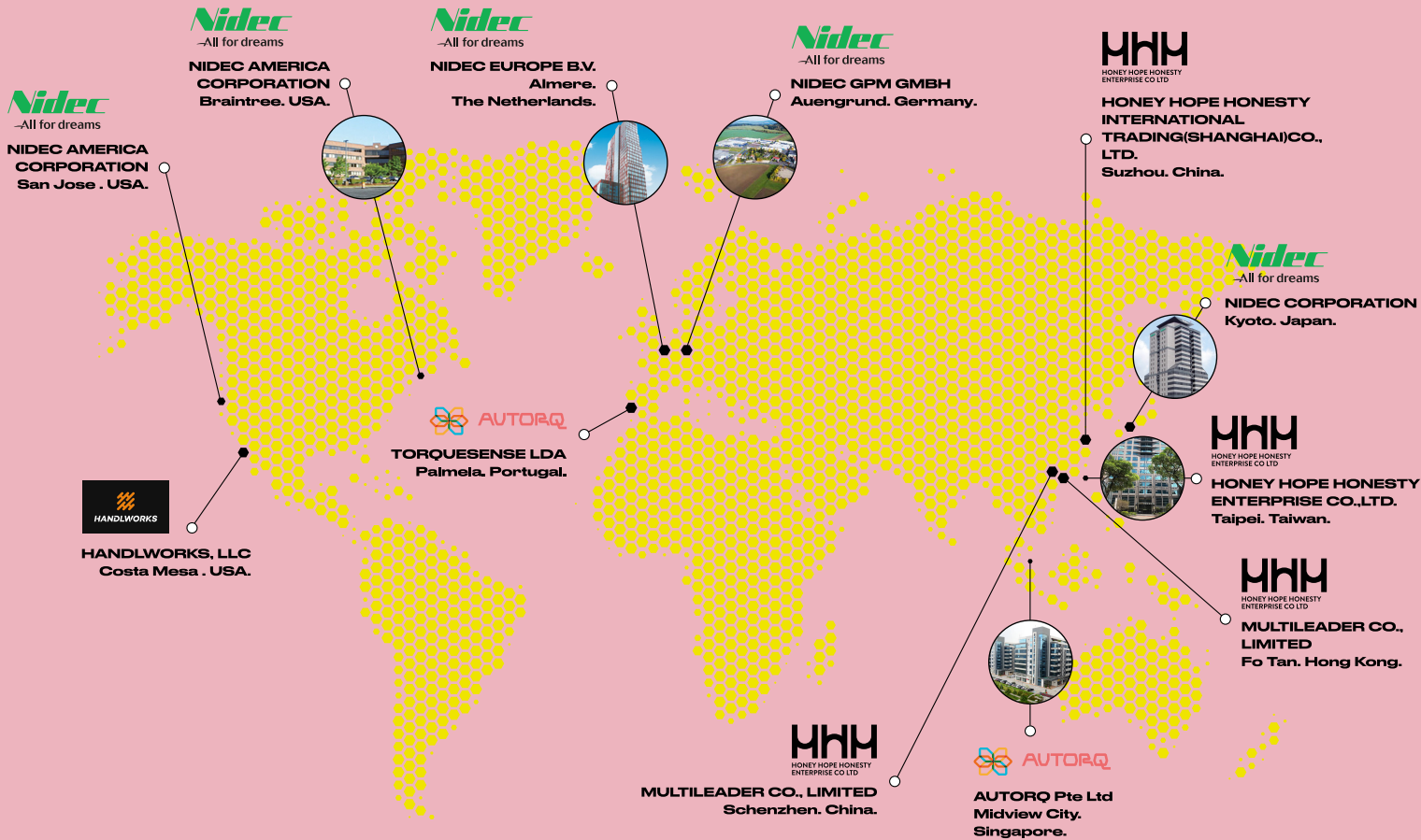
BBTS1SD



BBTS3SD



THE SERVICE NETWORK



Nidec
-All for dreams
NIDEC AMERICA CORPORATION
San Jose . USA.

Nidec
-All for dreams
NIDEC AMERICA CORPORATION
Braintree. USA.

Nidec
-All for dreams
NIDEC EUROPE B.V.
Almere. The Netherlands.

Nidec
-All for dreams
NIDEC GPM GMBH
Auengrund. Germany.

HHM
HONEY HOPE HONESTY ENTERPRISE CO LTD
HONEY HOPE HONESTY INTERNATIONAL TRADING(SHANGHAI)CO., LTD.
Suzhou. China.

Nidec
-All for dreams
NIDEC CORPORATION
Kyoto. Japan.

HHM
HONEY HOPE HONESTY ENTERPRISE CO LTD
HONEY HOPE HONESTY ENTERPRISE CO.,LTD.
Taipei. Taiwan.

HHM
HONEY HOPE HONESTY ENTERPRISE CO LTD
MULTILEADER CO., LIMITED
Fo Tan. Hong Kong.

HANDWORKS
HANDWORKS, LLC
Costa Mesa . USA.

AUTORQ
TORQUESENSE LDA
Palmela. Portugal.

HHM
HONEY HOPE HONESTY ENTERPRISE CO LTD
MULTILEADER CO., LIMITED
Schenzen. China.

AUTORQ
AUTORQ Pte Ltd
Midview City. Singapore.

HHM
HONEY HOPE HONESTY ENTERPRISE CO LTD
Honey Hope Honesty Enterprise Co.,Ltd.
(co-development and exclusive distributor)

8F., NO.316, Sec.1, Neihu Rd., Neihu Dist., Taipei 114 Taiwan
website: <https://fabled.eu/>

HHM
HONEY HOPE HONESTY ENTERPRISE CO LTD
Honey Hope Honesty International Trading (Shanghai) Co., Ltd.
3F-C, Jinshi Building, No. 1156, Binghe Rd., New District, Suzhou, P.R. CHINA
tel: +86-512-6825-1998
website: <https://fabled.eu/>

HHM
HONEY HOPE HONESTY ENTERPRISE CO LTD
Multileader Co., Limited
11/A, Jinsong Bldg., Tairan Ind.& Trade Zone, Shenzhen 518040 P.R. CHINA
website: <https://fabled.eu/>

HHM
HONEY HOPE HONESTY ENTERPRISE CO LTD
Multileader Co., Limited
Flat B&D, 6F, Shatin Industrial Building, No. 22-28, Wo Shui Street, Fo Tan,N.T., Hong Kong
website: <https://fabled.eu/>

Nidec
-All for dreams
Nidec Corporation
(development and manufacturing)
338 Kuzetonoshiro-cho, Minami-ku, Kyoto 601-8205, Japan
website: <https://www.nidec.com>

Nidec
-All for dreams
Nidec Europe B.V.
P.J.Oudweg 4, 1314 CH ALMERE, The Netherlands
website: <https://www.nidec.com>

Nidec
-All for dreams
Nidec GPM GmbH
Schwarzbacher Straße 28, 98673 Auengrund OT Merbelsrod, Germany
website: <https://www.nidec.com>


Nidec
-All for dreams
Nidec America Corporation
(Braintree Head office)
50 Braintree Hill Office Park, Suite 110, Braintree, MA 02184-8735 U.S.A
website: <https://www.nidec.com>

Nidec
-All for dreams
Nidec America Corporation
(North California Office)
100 Century Center Court, Suite 600, San Jose CA 95112 U.S.A..
website: <https://www.nidec.com>


HANDWORKS
Handlworks, LLC
(sales & after services)
603 Knowell Pl Costa Mesa, CA 9262
email: harrison@handlworks.com

AUTORQ
AUTORQ Pte Ltd Singapore
18 Sin Ming Lane #07-01 Midview City, Singapore 573960
email: info@autorq.com

AUTORQ
Torquesense Lda
Rua Hermenegildo Capelo N21, 2950-234, Palmela, Portugal
email: info@autorq.com



FABLED.EU



FABLED